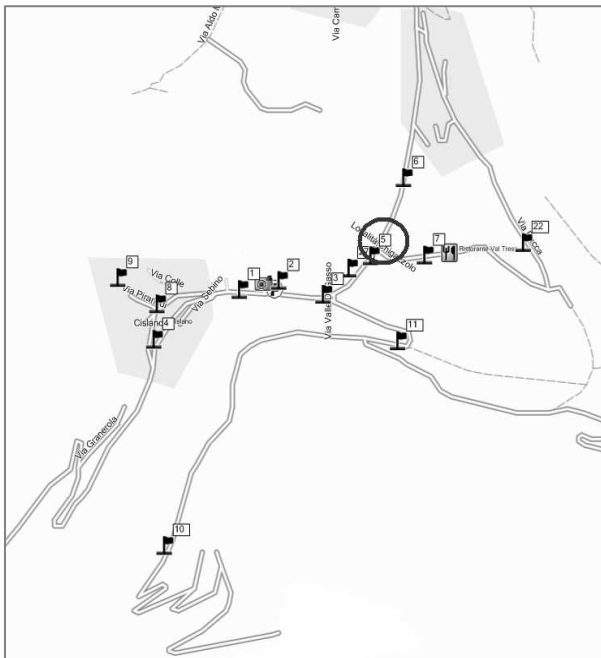
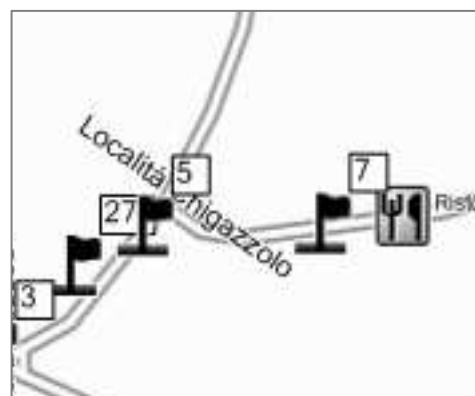


COMUNE DI ZONE(BS)		
Via Sebino (Ponte Torrente Bagnadore)	Scheda n.	5



ESTRATTO CARTOGRAFICO



LOCALIZZAZIONE PUNTO DI MISURA



RIPRESA FOTOGRAFICA PUNTO DI MISURA

Nome misura: Genova.537

Località:

Strumentazione: 831 0001607

Durata misura [s]: 1111.8

Nome operatore:

Data, ora misura: 10/09/2009 9.38.37

Over SLM: 0 Over OBA: 11

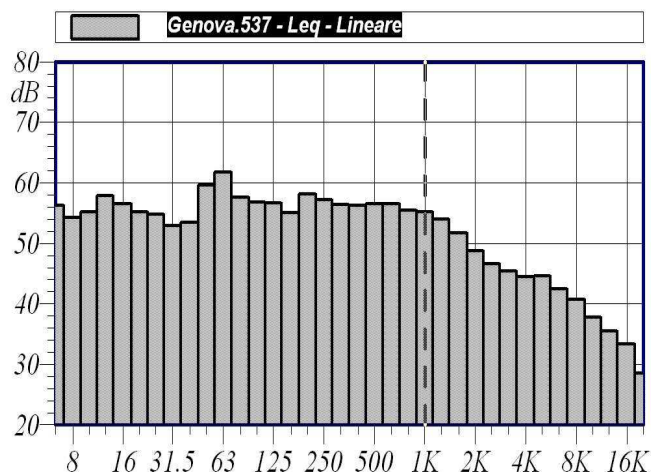
L1: 76.4 dBA L5: 66.6 dBA

L10: 62.6 dBA L50: 60.6 dBA

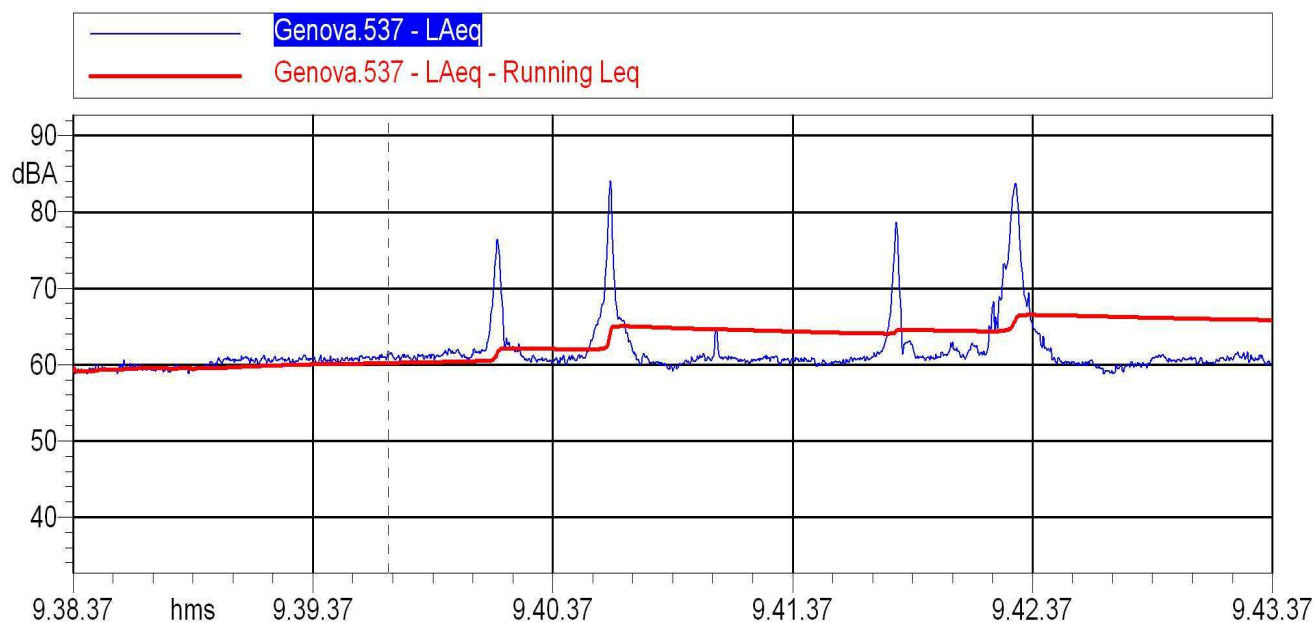
L90: 59.8 dBA L95: 59.5 dBA

$L_{Aeq} = 64.5 \text{ dB}$

Genova.537					
Leq - Lineare					
dB		dB		dB	
6.3 Hz	56.2 dB	100 Hz	56.8 dB	1600 Hz	51.7 dB
8 Hz	54.3 dB	125 Hz	56.7 dB	2000 Hz	48.7 dB
10 Hz	55.2 dB	160 Hz	55.1 dB	2500 Hz	46.7 dB
12.5 Hz	57.9 dB	200 Hz	58.2 dB	3150 Hz	45.4 dB
16 Hz	56.5 dB	250 Hz	57.2 dB	4000 Hz	44.5 dB
20 Hz	55.1 dB	315 Hz	56.5 dB	5000 Hz	44.6 dB
25 Hz	54.8 dB	400 Hz	56.2 dB	6300 Hz	42.5 dB
31.5 Hz	53.0 dB	500 Hz	56.5 dB	8000 Hz	40.8 dB
40 Hz	53.4 dB	630 Hz	56.5 dB	10000 Hz	37.7 dB
50 Hz	59.5 dB	800 Hz	55.5 dB	12500 Hz	35.5 dB
63 Hz	61.7 dB	1000 Hz	55.2 dB	16000 Hz	33.3 dB
80 Hz	57.6 dB	1250 Hz	54.0 dB	20000 Hz	28.6 dB



Annotazioni:



Genova.537			
LAeq			
Nome	Inizio	Durata	Leq
Totale	9.38.37	00:18:31.800	64.5 dBA
Non Mascherato	9.38.37	00:18:31.800	64.5 dBA
Mascherato		00:00:00	0.0 dBA